

## Table of Contents:

### Introduction

Letter Review.....	8
Matching assignment.....	10
Reading assignment.....	14

### Lesson 1

Letter y – different sounds & roles.....	17
Letter c – two sounds of c.....	25
Real words.....	34
Letter g – second sound of g.....	36
Lesson summary assignment – cut and paste symbols.....	39

### Lesson 2

Letter q.....	41
Letter z.....	49
Letter x.....	57
Real words.....	65
Lesson summary assignment – cut and paste symbols.....	68

### Lesson 3


The Combination sh.....	70
The Combination ch.....	75
The combination th- two sounds of th.....	80
Real words.....	85
Lesson summary assignment – cut and paste symbols.....	87

### Final Assignments:


Book summary assignment – cut & paste symbols.....	90
Symbols collection to cut & paste.....	91
Letters collection for phonetic dictations.....	95

A review of the letters we have learned so far...


b




o




f




i



k



l



g




e




d




t




p



m



A review assignment - match between the symbol and the matching letter.



b

k

f

w

g

t

b

p

f

f

w

k

w

b

## A review assignment of book 1

1. highlight the stop letters **o** , **i** and **e** pink.
2. Highlight the **l**'s purple.
3. Highlight the **g**'s orange.
4. Highlight the **k**'s blue.
5. Circle each pink stop letter with the letter before.
6. Now try to read.

feb

fel

gfi

blef

fileb

beg

kobil

bel

kokof

kikofi

bikiki

okikob

kefi

belfi

fegolil

elobel

efil

eflil

eg

eglef

glibobil

kelfi

belfi

ekifob

lekifol

fefilol

golfi

gleg

gobib

gofibol

elifel

felefel

ibokibi

leblib

globelib

feglof

blofig

figfog

fkokof

elbif

# y

Sounds like the opening sound of...



yarn



yellow



yolk

Use your highlighter to color the letters:

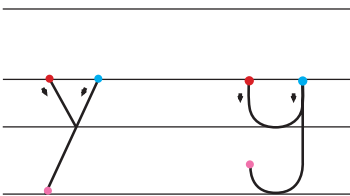
Same way you start v – draw a line left from the red dot, then lift your highlighter and draw a line from the light blue dot to the pink dot.



Color the letters:


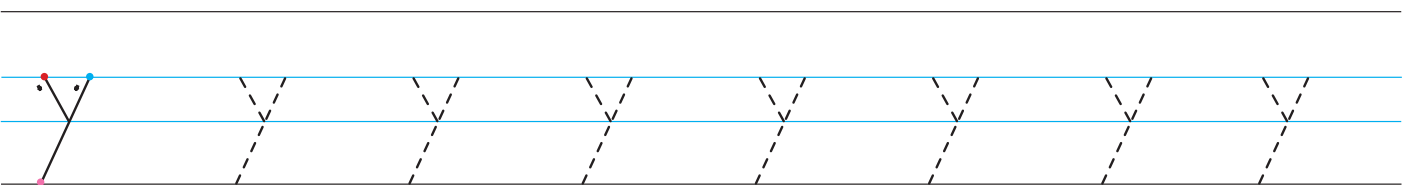


Reminder: How to write a y?

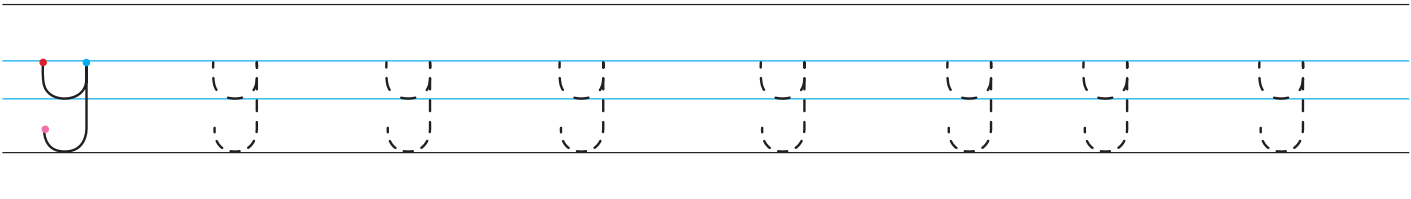


You can write y and y

Start at the red dot down the dotted line, then lift your pencil and draw a line from the light blue dot along the dotted line. The ending point is the pink dot.



There is the other y – which starts like a u and continues down and form a loop like g.



y


a regular letter



a stop letter



baby

1. Highlight all the Stop Letters a, e, i, o and u in pink.
2. Highlight all the y to the left to the Stop Letters in yellow - those sound like the y in .
3. Circle the yellow y with the Stop Letter after it (right to it).

baby

yes

italy

family

jelly

lazy

dandy

yell

yester

lady

funny

candy

york

many

holy

ferry

inky

lyn

junky

fantasy

yag

yom

yolk

yet

yoyo

Write the matching letter under each picture.



\_\_\_\_\_

\_\_\_\_\_

\_\_\_\_\_



\_\_\_\_\_

\_\_\_\_\_

\_\_\_\_\_



\_\_\_\_\_

\_\_\_\_\_

\_\_\_\_\_



\_\_\_\_\_

\_\_\_\_\_

\_\_\_\_\_



\_\_\_\_\_

\_\_\_\_\_

\_\_\_\_\_



\_\_\_\_\_

\_\_\_\_\_

\_\_\_\_\_



\_\_\_\_\_

\_\_\_\_\_

\_\_\_\_\_



\_\_\_\_\_

\_\_\_\_\_

\_\_\_\_\_



\_\_\_\_\_

\_\_\_\_\_

\_\_\_\_\_



\_\_\_\_\_

\_\_\_\_\_

\_\_\_\_\_



\_\_\_\_\_

\_\_\_\_\_

\_\_\_\_\_



\_\_\_\_\_

\_\_\_\_\_

\_\_\_\_\_



\_\_\_\_\_

\_\_\_\_\_

\_\_\_\_\_



\_\_\_\_\_

\_\_\_\_\_

\_\_\_\_\_



\_\_\_\_\_

\_\_\_\_\_

\_\_\_\_\_




Let's put together some letters and create "words"!



y e s



y e t



m a n y



b a b y

y a p




y e l d

Here are some "real" words....




dance



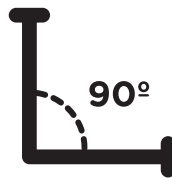
pencil



pony



angel



angle



happy



cut



candy

Write the matching letter under each picture.

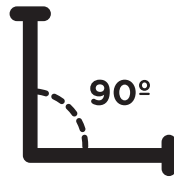
dance, pony, pencil, cut, angle, candy, happy, angel.



---

---

---



---

---

---



---

---

---



---

---

---



---

---


---



---

---

---



---

---

---



---

---

---

Assignment:

Draw a line between the identical words in column 1 and column 2 and find the extra word.

1

snik

giraffe

orange

clip

origin

lance

hence

angle

current

2.

origin

angle

orange

current

snik

giraffe

hence

clip

lance

goten

What is the extra word? \_\_\_\_\_

Extra assignment:


Find the letters of this lesson at the end of the book, color and cut them, then use them for phonetic "dictations".

Now we have to remember 2 sounds:


cut and paste the matching pictures from the end of the book.

y

Like in




and like in



c

Like in



and like in

